

DWG No. **CAP40-100--3M-**

TITLE 1 **CAP40-100-3M**

TITLE 2 **3M**



ALUMASC WATER MANAGEMENT SOLUTIONS
Station Road, Burton Latimer, Kettering,
Northamptonshire, NN15 5JP

Tel: 01536 383810
Fax: 01744 648401
email: info@alumascwms.co.uk
web: www.alumascwms.co.uk

| | |
|-------------------|------------|
| SOR NO. | CAP40-100- |
| LINE NO. | 3M |
| PROJECT: | - |
| CUST REF: | - |
| SP REF NO. | - |

| STAGE | DD/MM/YY | INITIALS |
|-------|----------|----------|
| CUT | | |
| PUNCH | | |
| BRAKE | | |
| WELD | | |

FOR PART QUANTITIES, AND REQUIRED FINISH, PLEASE REFER TO WORKS ORDER CAP40-100- ACCOMPANYING THIS DRAWING

PARTS REQUIRING PPC FINISHES WILL REQUIRE (2) HANGING HOLES.

PLEASE NOTE PPC PARTS MAY REQUIRE HANGING HOLES IN SHOW FACE TO ENABLE PRODUCT TO BE HUNG VERTICALLY THROUGH PPC PLANT

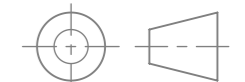
SHOW FACES INDICATED BY AN ASTERISK ""

IMPORTANT:
AWMS OFFER DESIGN ASSISTANCE ONLY.
ALL DIMENSIONS ARE TO BE VERIFIED
BY CUSTOMER

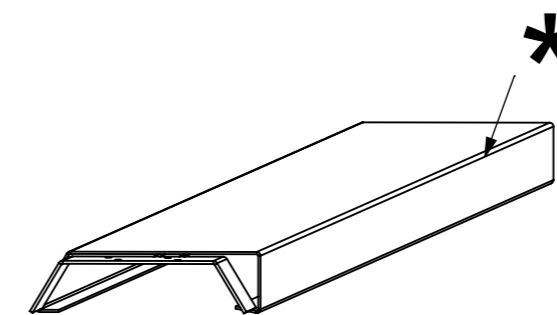
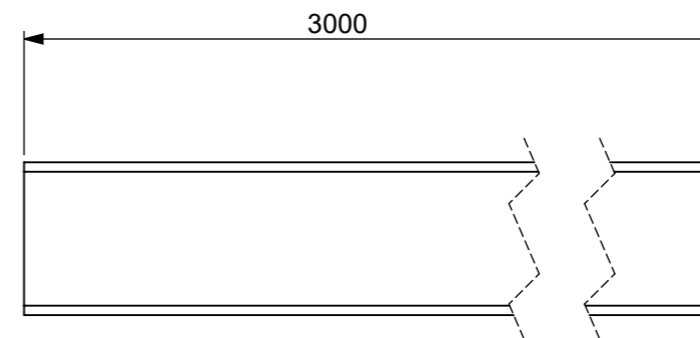
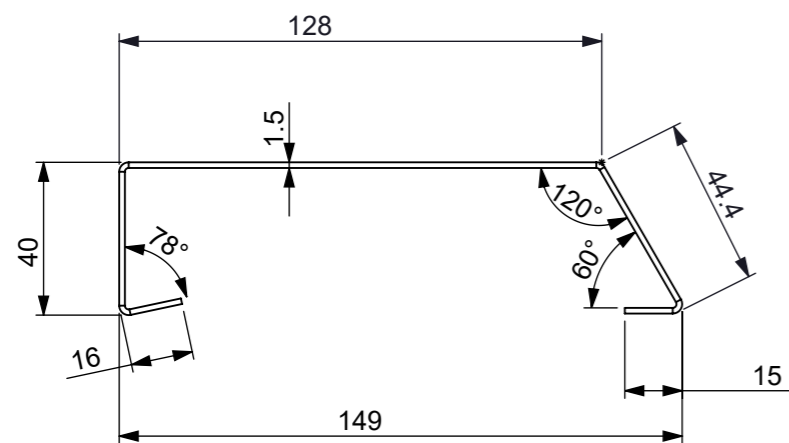
IF IN DOUBT, ASK!

Copyright © 2017 all rights reserved, this drawing is the property of Alumasc Exterior Building Products.

UNLESS OTHERWISE SPECIFIED: DIMENSIONS ARE IN MILLIMETERS



PROJECTION: THIRD ANGLE



CUSTOMER'S APPROVAL

FULL NAME DD/MM/YYYY SIGNATURE

| TOLERANCES | |
|-------------|------|
| LINEAR +/- | 1mm |
| ANGULAR +/- | 1.0° |

Designers, including but not limited to, Engineers and Architects, must satisfy themselves in respect of the adequacy of the design provided by Alumasc Water Management Solutions ("Alumasc"). It is the Designer's responsibility to ensure that the data has been correctly interpreted. Alumasc accepts no liability for inadequate or inaccurate designs based on limited or false information supplied by the Designer or misinterpretation of the data supplied. For the avoidance of doubt, designs provided by Alumasc prior to an order being placed are for illustrative purposes only and should not be relied upon save for at the Designer's own risk. Drawings issued by Alumasc in respect of an order after that order has been placed shall be fit for the purpose for which it was created.

| DATE: | DESCRIPTION | REV |
|-----------------------|---------------------|------|
| APPROVED: - | APRV DATE: - | |
| MATERIAL: SEE DRAWING | WEIGHT (KG): 2992.4 | |
| TITLE 1: CAP40-100-3M | | REV. |
| TITLE 2: 3M | | |
| DRAWN: JC | DATE: 27/05/2026 | |
| SCALE: 1:20 @ A3 | SHEET: 1 OF 1 | |

DWG No. **CAP40-100--3M-**

DWG No. CAP40-125--3M-

TITLE 1 CAP40-125-3M

TITLE 2 3M



ALUMASC WATER MANAGEMENT SOLUTIONS
Station Road, Burton Latimer, Kettering,
Northamptonshire, NN15 5JP

Tel: 01536 383810
Fax: 01744 648401
email: info@alumascwms.co.uk
web: www.alumascwms.co.uk

| | |
|------------|------------|
| SOR NO. | CAP40-125- |
| LINE NO. | 3M |
| PROJECT: | - |
| CUST REF: | - |
| SP REF NO. | - |

| STAGE | DD/MM/YY | INITIALS |
|-------|----------|----------|
| CUT | | |
| PUNCH | | |
| BRAKE | | |
| WELD | | |

FOR PART QUANTITIES, AND REQUIRED FINISH, PLEASE REFER TO WORKS ORDER CAP40-125- ACCOMPANYING THIS DRAWING

PARTS REQUIRING PPC FINISHES WILL REQUIRE (2) HANGING HOLES.

PLEASE NOTE PPC PARTS MAY REQUIRE HANGING HOLES IN SHOW FACE TO ENABLE PRODUCT TO BE HUNG VERTICALLY THROUGH PPC PLANT

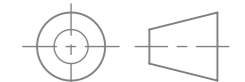
SHOW FACES INDICATED BY AN ASTERISK ""

IMPORTANT:
AWMS OFFER DESIGN ASSISTANCE ONLY.
ALL DIMENSIONS ARE TO BE VERIFIED BY CUSTOMER

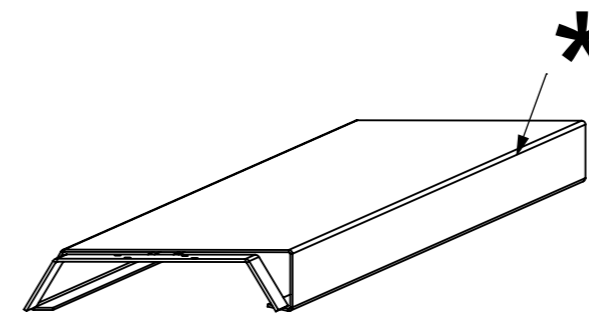
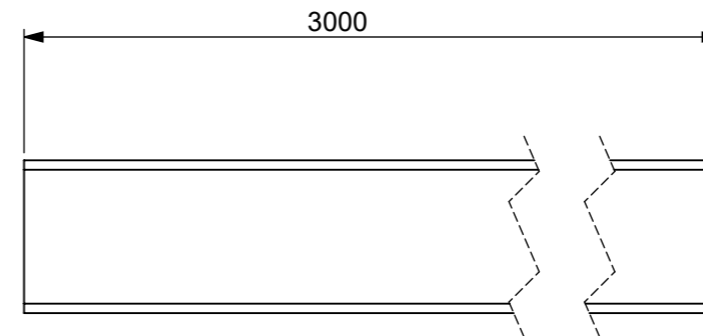
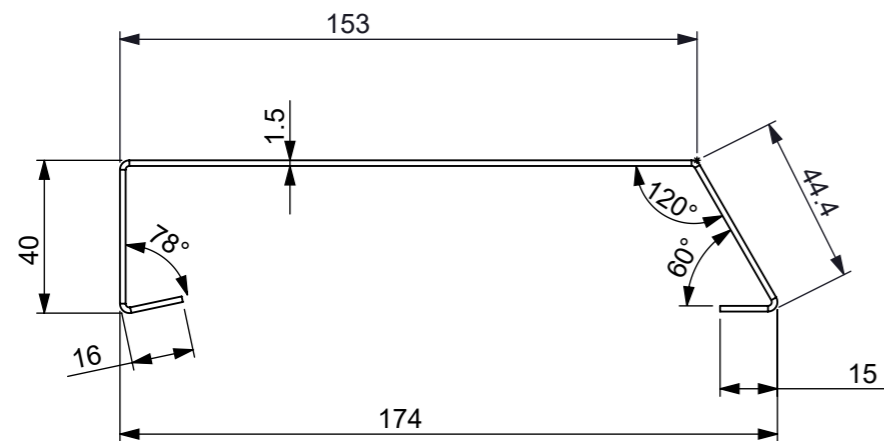
IF IN DOUBT, ASK!

Copyright © 2017 all rights reserved, this drawing is the property of Alumasc Exterior Building Products.

UNLESS OTHERWISE SPECIFIED: DIMENSIONS ARE IN MILLIMETERS



PROJECTION: THIRD ANGLE



CUSTOMER'S APPROVAL

FULL NAME DD/MM/YYYY SIGNATURE

| TOLERANCES | |
|-------------|------|
| LINEAR +/- | 1mm |
| ANGULAR +/- | 1.0° |

Designers, including but not limited to, Engineers and Architects, must satisfy themselves in respect of the adequacy of the design provided by Alumasc Water Management Solutions ("Alumasc"). It is the Designer's responsibility to ensure that the data has been correctly interpreted. Alumasc accepts no liability for inadequate or inaccurate designs based on limited or false information supplied by the Designer or misinterpretation of the data supplied. For the avoidance of doubt, designs provided by Alumasc prior to an order being placed are for illustrative purposes only and should not be relied upon save for at the Designer's own risk. Drawings issued by Alumasc in respect of an order after that order has been placed shall be fit for the purpose for which it was created.

| DATE: | DESCRIPTION | REV |
|-----------------------|---------------------|------|
| APPROVED: - | APRV DATE: - | |
| MATERIAL: SEE DRAWING | WEIGHT (KG): 3310.9 | |
| TITLE 1: CAP40-125-3M | | REV. |
| TITLE 2: 3M | | |
| DRAWN: JC | DATE: 27/05/2026 | |
| SCALE: 1:20 @ A3 | SHEET: 1 OF 1 | |

DWG No. CAP40-125--3M-

DWG No. CAP40-180--3M-

TITLE 1 CAP40-180-3M

TITLE 2 3M



ALUMASC WATER MANAGEMENT SOLUTIONS
Station Road, Burton Latimer, Kettering,
Northamptonshire, NN15 5JP

Tel: 01536 383810
Fax: 01744 648401
email: info@alumascwms.co.uk
web: www.alumascwms.co.uk

| | |
|------------|------------|
| SOR NO. | CAP40-180- |
| LINE NO. | 3M |
| PROJECT: | - |
| CUST REF: | - |
| SP REF NO. | - |

| STAGE | DD/MM/YY | INITIALS |
|-------|----------|----------|
| CUT | | |
| PUNCH | | |
| BRAKE | | |
| WELD | | |

FOR PART QUANTITIES, AND REQUIRED FINISH, PLEASE REFER TO WORKS ORDER CAP40-180- ACCOMPANYING THIS DRAWING

PARTS REQUIRING PPC FINISHES WILL REQUIRE (2) HANGING HOLES.

PLEASE NOTE PPC PARTS MAY REQUIRE HANGING HOLES IN SHOW FACE TO ENABLE PRODUCT TO BE HUNG VERTICALLY THROUGH PPC PLANT

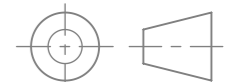
SHOW FACES INDICATED BY AN ASTERISK ""

IMPORTANT:
AWMS OFFER DESIGN ASSISTANCE ONLY.
ALL DIMENSIONS ARE TO BE VERIFIED
BY CUSTOMER

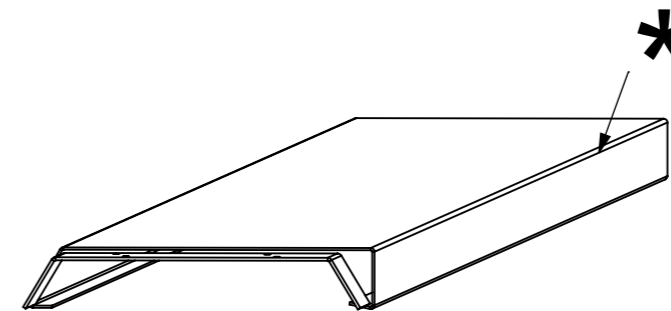
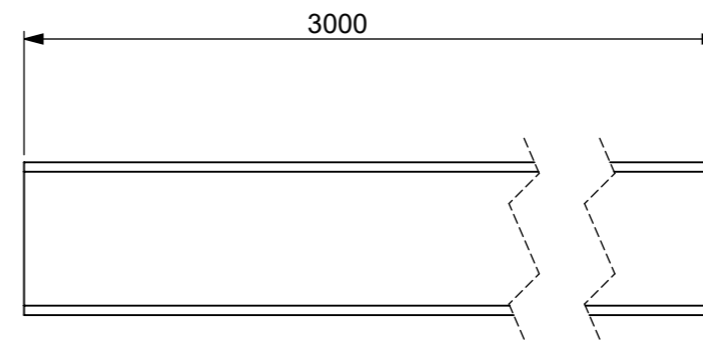
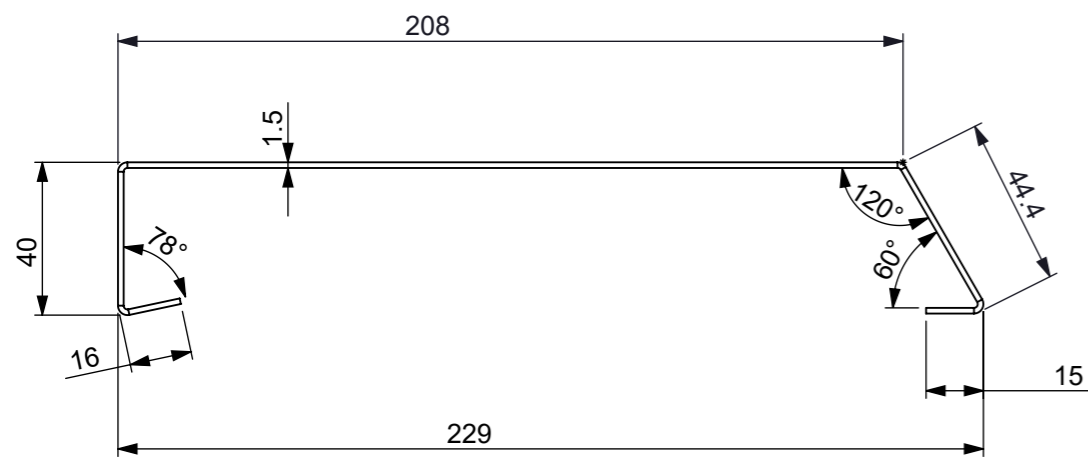
IF IN DOUBT, ASK!

Copyright © 2017 all rights reserved, this drawing is the property of Alumasc Exterior Building Products.

UNLESS OTHERWISE SPECIFIED: DIMENSIONS ARE IN MILLIMETERS



PROJECTION: THIRD ANGLE



CUSTOMER'S APPROVAL

FULL NAME DD/MM/YYYY SIGNATURE

| TOLERANCES | |
|-------------|------|
| LINEAR +/- | 1mm |
| ANGULAR +/- | 1.0° |

Designers, including but not limited to, Engineers and Architects, must satisfy themselves in respect of the adequacy of the design provided by Alumasc Water Management Solutions ("Alumasc"). It is the Designer's responsibility to ensure that the data has been correctly interpreted. Alumasc accepts no liability for inadequate or inaccurate designs based on limited or false information supplied by the Designer or misinterpretation of the data supplied. For the avoidance of doubt, designs provided by Alumasc prior to an order being placed are for illustrative purposes only and should not be relied upon save for at the Designer's own risk. Drawings issued by Alumasc in respect of an order after that order has been placed shall be fit for the purpose for which it was created.

| DATE: | DESCRIPTION | REV |
|-----------------------|---------------------|------|
| APPROVED: - | APRV DATE: - | |
| MATERIAL: SEE DRAWING | WEIGHT (KG): 4011.1 | |
| TITLE 1: CAP40-180-3M | | REV. |
| TITLE 2: 3M | | |
| DRAWN: JC | DATE: 27/05/2026 | |
| SCALE: 1:20 @ A3 | SHEET: 1 OF 1 | |

DWG No. CAP40-180--3M-